

PRODUCT DESCRIPTION

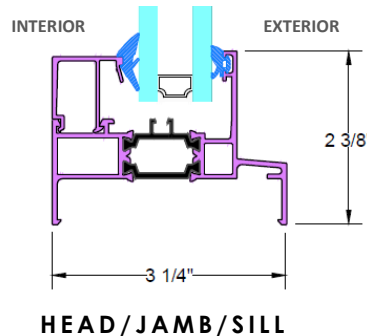
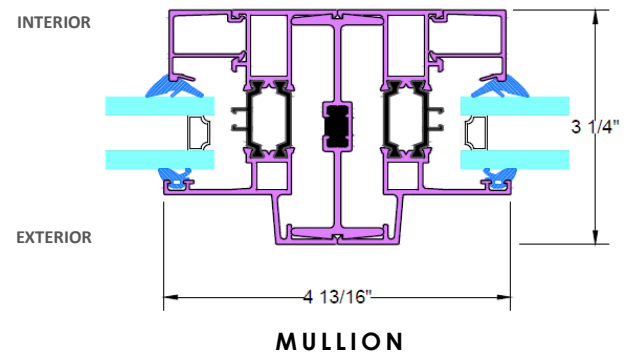
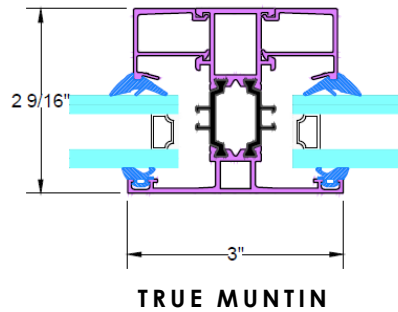
We have been committed to utilizing the latest in thermal technologies such as insulating struts, commonly known as a thermal break. As energy costs continue to rise, thermal performance is more important than ever. But it's equally important to maintain structural integrity and the architect's aesthetic vision. As such, the struts utilized with our 680 series, provide more thermal, structural, and aesthetic benefits than any other Aluminum thermal break system delivering unmatched flexibility for system design.



Fixed Window	Dimensions
Min Frame Dim	18" x 30"
Max Frame Dim	60" x 96"

DETAILS

For complete set, visit: www.OptimumWindow.com



WINDOW FEATURES

- 3-1/4" Exterior Frame Depth
- Baked Enamel Standard Finish
- Anodized Finish Available
- EPDM weather-stripping
- Glazed w/ extended aluminum glazing beads
- Monolithic Glazing option available.
- Power Coated Finish available.
- Two-Tone Finish available.
- Non-Metallic Custom Color Match option available.
- Aluminum Extrusions w/ Insulbar Thermal Break (polyamide 6.6 reinforced fiberglass)

TECHNICAL SPECIFICATIONS

Tested in Accordance w/	AAMA/WDMA/CSA 101/I.S.2/A44U-11, ASTM E283, ASTM E331, ASTM E330
Construction	Mitered, Corner Keyed Joinery
Certification	NFRC Rated
Fabricated in the US	Yes
Glazing Infill	Can Accommodate glazing from 1" up to 1-1/4" O.A thickness
Principal Extrusion Thickness	0.075"